

UN AUDITED
FINANCIAL STATEMENT
INVELINK CAPITAL (PRIVATE) LIMITED
FOR THE PERIOD ENDED DECEMBER 31, 2021

INVESLINK CAPITAL (PRIVATE) LIMITED
STATEMENT OF FINANCIAL POSITION (UN AUDITED)
AS AT DECEMBER 31, 2021

	31-Dec-21 RUPEES	30-Jun-21 RUPEES
EQUITIES AND LIABILITIES		
CAPITAL AND RESERVES		
Authorised Capital		
500,000 Ordinary shares of Rs. 100/- each	50,000,000	50,000,000
Issued, subscribed Share Capital	35,700,000	35,700,000
Reserve	19,583,531	24,563,313
Shareholders' equity	55,283,531	60,263,313
LIABILITIES		
CURRENT LIABILITIES		
Trade Payable	881,557	735,582
Accrued and other liabilities	515,043	473,888
Contingencies and commitments	1,396,600	1,209,470
TOTAL EQUITIES AND LIABILITIES	56,680,131	61,472,783
ASSETS		
NON-CURRENT ASSETS		
Property and equipment	5,015,935	5,229,394
Intangible assets	2,500,000	2,500,000
Long term advances & deposits	100,000	1,450,000
CURRENT ASSETS		
Short Term Investments	6,285,149	23,123,266
Trade receivables	39,397,236	24,924,929
Advances, deposits, prepayments and other receivables	2,857,183	2,999,868
Cash and bank balances	524,628	1,245,325
TOTAL ASSETS	56,680,131	61,472,783




CHIEF EXECUTIVE



DIRECTOR

INVESLINK CAPITAL (PRIVATE) LIMITED
STATEMENT OF PROFIT OR LOSS (UN AUDITED)
FOR THE PERIOD ENDED DECEMBER 31, 2021

	31-Dec-21 RUPEES	30-Jun-21 RUPEES
REVENUE		
Operating revenue	1,734,844	4,126,734
Capital gain on sale of securities	136,946	1,551,214
Unrealised (loss)/gain on remeasurement of investment at fair value - through profit or loss	-	-
	1,871,790	5,677,948
Administrative expenses	3,041,682	5,056,139
Financial Cost	1,866	452
Operating profit/(loss)	3,043,548	5,056,591
	(1,171,758)	621,357
Other Income	364,133	1,033,701
Profit/(loss) before taxation	(807,625)	1,655,058
Taxation	-	440,119
Profit/(Loss) after taxation	(807,625)	1,214,939
Earning per share	(2.26)	3.40



CHIEF EXECUTIVE




DIRECTOR

**INVESLINK CAPITAL (PRIVATE) LIMITED
STATEMENT OF COMPREHENSIVE INCOME
FOR THE PERIOD ENDED DECEMBER 31, 2021**

	31-Dec-21 RUPEES	30-Jun-20 RUPEES
Profit / (Loss) after taxation	(807,625)	1,214,939
<u>Other comprehensive income</u>		
Items that will not be reclassified to statement of profit or loss subsequently		
Unrealized (loss)/gain on remeasurement of investment- At fair value- through other comprehensive income	(4,172,157)	12,862,382
Total comprehensive (loss) for the year	<u>(4,979,782)</u>	<u>14,077,321</u>

The annexed notes form an integral part of these financial statements.




CHIEF EXECUTIVE



DIRECTOR

INVESLINK CAPITAL (PRIVATE) LIMITED
STATEMENT OF CHANGES IN EQUITY
FOR THE PERIOD ENDED DECEMBER 31, 2021

	Issued, subscribed & paid up capital (Rupees)	Unappropriated Profit/(Loss) (Rupees)	Unrealised gain on remeasurement of investment at fair value through other comprehensive income (Rupees)	Total (Rupees)
Balance as at June 30, 2020	35,700,000	10,142,495	(108,119)	45,734,377
Profit for the year ended June 30, 2021		1,214,939		1,214,939
<u>Other comprehensive</u>				
Realised gain on sale of securities	-	-	451,616	451,616
Reclassification due to sale of investment held at fair value through OCI	-	447,142	(447,142)	-
Gain on remeasurement of investment at fair value - through other comprehensive income			12,862,382	12,862,382
Balance as at June 30, 2021	35,700,000	11,804,576	12,758,737	60,263,313
^(loss) Profit for the period ended Dec 31, 2021		(807,625)		(807,625)
(Loss) on remeasurement of investment at fair value - through other comprehensive income			(4,172,157)	(4,172,157)
Balance as at December 31, 2021	35,700,000	10,996,951	8,586,580	55,283,531



CHIEF EXECUTIVE



DIRECTOR